


Language Arts: Reading



Students will develop an enjoyment for reading and advance in comprehension of literary concepts through a variety of literature including children’s classics, biographies, realistic fiction, fantasy, poetry, Scripture, and much more. Students will read four novels (modern day Christian fiction, historical fiction, historical Christian fiction, adventure fiction, Christian classic allegory) and deepen their comprehension of the written word through character analysis, setting and plot recognition, cause/effect and problem/solution charting, summarization and creative writing, and other enrichment activities.

Literary Value

- 105 authors, including well-known writers such as Robert Louis Stevenson, Patricia MacLachlan, Lewis Carroll, Laura Ingalls Wilder, A. A. Milne, Margery Williams, Ralph Waldo Emerson, Michael Bond, Christina Rossetti, Anna Sewell, Richard and Florence Atwater, Beverly Cleary, Rudyard Kipling, Hugh Lofting, Robert McCloskey, Gertrude Chandler Warner, Donald J. Sobol, C.W. Anderson, E.B. White, Isaac Watts
- Selections and adaptations from children’s literature such as “My Bed is a Boat,” “Our Dune” from *Sarah Plain and Tall*, *The Velveteen Rabbit*, “Alice and The Tea Party,” “County Fair,” “When Ma Slapped a Bear,”

- “Pooh Goes Visiting and Gets Into a Tight Place,” “Eeyore Loses a Tail and Pooh Finds One,” “Please look after this Bear” from *A Bear Called Paddington*, *Black Beauty*, excerpt from *Mr. Poppers Penguins*, excerpt from *Ralph S. Mouse*, “Rikki-Tikki-Tavi,” from *The Jungle Book*, “Doctor Dolittle,” *Swiss Family Robinson*, *Pilgrim’s Progress: Christian’s Journey*
- Character-building themes such as gratitude, kindness, helpfulness, honesty, and diligence

Materials

- Readers (7) containing stories (88), poems (52), plays (2), recipe (1), craft (1)
- Novels (modern day Christian fiction, historical fiction, historical Christian fiction, adventure fiction, Christian classic allegory)
- *Reading Comprehension* 3 skill sheets
- Bible for Scripture reading

Evaluation

- Weekly oral reading grade
- Book Review (1); Book Reports (2)

Reading Skills Development

- Read and decode (sound out) words by applying phonics sounds and rules
- Strive for increasing: accuracy, enunciation, fluency, phrasing, alertness to punctuation, expression, comprehension, appropriate speed, volume, poise
- Ability to follow along and comprehend as others read orally
- Ability to read silently with comprehension
- Vocabulary development through words and definitions
- Development of understanding of literary types, terms, and concepts

Literary Concept Development

- Identify the story’s title, author, main idea, main character, moral, author’s intent, setting, plot
- Describe the main character’s appearance, feelings, actions based on textual inference
- Describe setting (where and when the plot takes place) by identifying descriptive words
- Explain how characters relate to events of the story
- Understand cause/effect, problem/solution as they relate to the characters in the story
- Discern the meaning of a story
- Compare the same story by two different authors
- Predict the story’s outcome
- Compare predictions to actual outcome
- Distinguishing fantasy from reality
- Identifying statements of fact/opinion
- Comparing and identifying literary types—fiction, nonfiction, biography, autobiography
- Summarizing main idea/events of a story
- Comparing different stories by same author
- Journaling from main character’s point of view
- Understanding acts/scenes within a play
- Identifying stanzas within a play
- Discerning/writing figurative language
- Understanding symbolism
- Recognizing climax within a plot
- Comparing biography/autobiography
- Determining text structure

- Comparing selections with similar themes
- Recognizing similes
- Comparing points of view
- Distinguishing own point of view from that of the author of the text
- Analyzing, making inferences, and drawing conclusions about persuasive text
- Providing evidence from text to support analysis
- Recognizing dialogue within the text
- Discerning author’s purpose
- Differentiating words with similar meanings

Readers

- *From Shore to Shore*—17 stories, 6 poems, in a variety of styles and literary types with a nautical theme including well-known classic and Scripture selections; “Words to Watch For” including advanced words and definitions for vocabulary enrichment; “Dig Deeper” highlighting literary terms—title, author, main character including character comparison, graphic organizers, compare/contrast similar stories written by different authors, introducing literary term—summary; “Dig Deeper” review activities including summarizing, character analysis, creative drawing; “Think about It!” and “What Do YOU Think?”—factual, inferential, and interpretive comprehension/discussion questions; “What Can You Do?” including creative ideas for helping others; author and historical background information prompts, as well as literary types prompts for explanation of terms; story and Christian character themes; silent reading selections; interesting informational facts; additional enrichment activities including visual aids, choral reading, creative drawing, creative writing
- *My New Song*—a 13-chapter modern-day Christian fiction novel; continues with the well-loved character Ella from the second grade novel *My New Name* emphasizing the joy found in new life in Christ; reviews literary terms—title, author, main character, summary; focusing on summarization/creative writing skills in preparation for book review; journaling from the main characters point of view; includes character sketch, Bible application; story and Christian character themes; factual, inferential, and interpretive comprehension/discussion questions; additional enrichment activities including play acting, singing
- *Through the Seasons*—14 stories, 15 poems, 1 craft, containing a variety of selections and literary types with seasonal themes including well-known classic and Scripture selections; highlighting famous authors Laura Ingalls Wilder and A. A. Milne; “Words to Watch For” including advanced words and definitions for vocabulary enrichment; “Dig Deeper” highlighting literary term—setting, including activity for

Reading cont. p. 51


Reading cont.

- setting analysis; reviewing literary concepts title, author, main character, summary; character comparison, graphic organizers, comparing settings of stories written by the same author, **introducing term—simile including activities for recognition**; Bible application; story and Christian character themes; "Think about It!" and "What Do YOU Think?"—factual, inferential, and interpretive comprehension/discussion questions; "What Can You Do?" including creative ideas for helping others; author and historical background information; silent reading selections; interesting informational facts; additional enrichment activities including sensory demonstration, audio demonstration, sequencing, visual aids, choral reading, creative drawing, creative writing, photo/illustration observation, comparison, and analysis
- *Among the Animals*—12 stories, 8 poems, 1 play containing animal themes including animal tales, fictional stories, as well as well-known classic selections; "Words to Watch For" including advanced words and definitions for vocabulary enrichment; "Dig Deeper" highlighting literary term—plot, including activities for sequencing and recognizing plot changes; reviewing literary concepts title, author, main character, summary; setting, simile; graphic organizers for summarizing and analyzing main character, creative writing and creative drawing; **introducing literary term—act, scene, stanza including practice in recognizing scene changes, and assessing comprehension of stanzas**; Bible application; story and Christian character themes; "Think about It!" and "What Do YOU Think?"—factual, inferential, and interpretive comprehension/discussion questions; "What Can You Do?" including creative ideas for helping others; author and historical background information; silent reading selections; interesting informational facts; additional enrichment activities including audio/video demonstration, sequencing, visual aids, creative drawing, creative writing, photo/illustration observation, comparison, and analysis
 - *Pilgrim Boy*—a 16-chapter historical fiction novel following a Separatist boy and his family as they travel to the New World onboard the *Mayflower*; includes advanced vocabulary words and definitions for vocabulary enrichment; reviews literary terms—title, author, main character, summary, setting, and plot; **review activities for character description and chapter summarization skills in preparation for book report**; Bible application; story and Christian character themes; factual, inferential, and interpretive comprehension/discussion questions; additional enrichment activities including sequencing, recipe, graphic organizers for actions/results, problem/solution, **illustration observations including photos of modern-day Leiden, Holland, a reproduction of the *Mayflower*, and a recreation of Plymouth, compare/contrast two similar plots**
 - *Treats and Treasures*—12 stories, 7 poems, 1 invitation, and 1 recipe containing a variety of selections and literary types with the theme of value, including well-known classic and Scripture selections; "Words to Watch For" including advanced words and definitions for vocabulary enrichment; "Dig Deeper" highlighting literary term—moral, including activities for determining authors intent, problem/solution, cause/effect; reviewing literary concepts title, author, main character, summary; setting, simile, plot, act, scene, stanza; graphic organizers for summarizing and analyzing main character, creative writing and creative drawing; **introducing term symbolism—including activities for understanding figurative language**; Bible application; story and Christian character themes; "Think about It!" and "What Do YOU Think?"—factual, inferential, and interpretive comprehension/discussion questions; "What Can You Do?" including creative ideas for helping others; author and historical background information; silent reading selections; interesting informational facts; additional enrichment activities include sequencing, visual aids, creative drawing, creative writing, photo/illustration observation, comparison, and analysis
 - *Heroes and Helpers*—containing 19 stories, 7 poems, in a variety of styles and literary types themed after those who rescue or help including well-known classic and Scripture selections; "Words to Watch For" including advanced words and definitions for vocabulary enrichment; "Dig Deeper" reviewing literary terms—title, author, main character, summary, setting, simile, plot, act, scene, stanza, symbolism including character comparison, graphic organizers **introducing terms—climax, biography/autobiography including practice in recognition and comparison, compare/contrast similar stories written by different authors; "Dig Deeper" review activities including creative writing**; "Think about It!" and "What Do YOU Think?"—factual, inferential, and interpretive comprehension/discussion questions; "What Can You Do?" including creative ideas for helping others; author/historical background information and literary types including prompts for explanation of terms; silent reading selections; interesting informational facts; additional enrichment activities including sequencing
 - *Secret in the Maple Tree*—a 19-chapter Christian fiction novel based on an immigrant family growing up in Minnesota; includes advanced vocabulary words and definitions for vocabulary enrichment; reviews literary terms—title, author, main character, summary, setting, plot, and moral; **review activities for character description and chapter summarization skills in preparation for book report**; Bible application; story and Christian character themes; chapter reviews including factual, inferential, and interpretive comprehension/discussion questions; additional enrichment activities including, graphic organizers for cause effect, character analysis
 - *On the Bright Side*—12 stories, 7 poems, 1 play, 1 recipe, and 3 songs including well-known classic and Scripture selections containing a variety of literary types with a theme of optimism; 2 "Light the Way" Scripture features; "Words to Watch For" including advanced words and definitions for vocabulary enrichment; **"Dig Deeper" highlighting literary terms—fiction/nonfiction, including activities for creative writing fictional and non-fictional stories**; reviewing literary concepts—title, author, main character, summary, setting, simile, plot, act, scene, stanza, climax, biography/autobiography, symbolism; "Dig Deeper" review activities including summarizing the plot in sequence, graphic organizers for character description, cause/effect, symbolism, creative writing, and creative drawing; Bible application; story and Christian character themes; "Think about It!" and "What Do YOU Think?"—factual, inferential, and interpretive comprehension/discussion questions; "What Can You Do?" including creative ideas for helping others; author/historical background information; silent reading selections; interesting informational facts; additional enrichment activities
 - *Swiss Family Robinson*—an 11-chapter adaptation of a classic story; includes character sketch, advanced vocabulary words and definitions for vocabulary enrichment; Bible application; story and Christian character themes; chapter reviews including factual, inferential, and interpretive comprehension/discussion questions; additional enrichment activities creative writing, problem/solution, point of view, sequencing, fact/opinion, fun facts, visual demonstration
 - *Pilgrim's Progress: Christian's Journey*—a 20-chapter adaptation of part one of the timeless classic; contains an introduction to the life of John Bunyan; includes advanced vocabulary words and definitions for vocabulary enrichment; Bible application; reviews symbolism practicing understanding figurative language and author's intent; a map of Pilgrim's journey as well as other conceptual illustrations to help students understand the meaning of this allegory.
 - *Reading Comprehension 3*—collection of advertisements, science articles, short stories, recipes, instructional pages for thinking and problem solving; including Index of Literary Application of concepts: **author's purpose**, application, cause/effect, character description, compare/contrast, context, details, **dialogue**, fact versus opinion, fantasy versus reality, **figurative language**, inference, main character, main idea, moral, organization, prediction, **point of view**, problem/solution, rhyme, sequence, setting, **text structure**, visualization; activities including charting comparisons, character webs, puzzles, diagrams, coloring sheets; factual, inferential, and interpretive comprehension questions; **fiction vs. nonfiction; comparing selections with similar themes**

Comprehension, Discussion, & Analysis Skills Development

- Answer factual and interpretive for most stories and poems
- Answer inferential comprehension and discussion questions for most stories and poems
- Summarize selected readings
- Apply understanding of literary types, terms, and concepts

Language Arts: Language



The work-text *Language 3* provides a variety of practice exercises for students as they continue their study of English, building on the foundational language concepts learned in second grade. Third graders will expand their understanding and knowledge of English as they apply the following concepts: recognizing, writing, and correctly punctuating four kinds of sentences; identifying and correctly using nouns, verbs, adjectives, adverbs, pronouns, and conjunctions; identifying subject and predicate of sentences, including compound subjects and verbs; subject-verb agreement including simple and compound subjects and verbs, contractions, and irregular verbs; using and identifying compound words, rhyming words, antonyms, synonyms, homonyms, contractions, and singular possessive words; and forming plural nouns and singular verbs by applying spelling rules.

Correlating with both *Writing with Purpose 3* and the Reading 3 program, *Language 3* provides instruction and application of writing, including the following: writing topic and concluding sentences, using graphic organizers to record researched data; paragraph development; summarizing a variety of literary genres; writing book reports; and using proofreader's marks to edit writing.

Added Enrichment

- Review games
- Four themes (nocturnal creatures, U.S. travel, zoos of world, space)
- Glossary section of language terms to practice research skills
- Applying concepts such as time-order words, cause and effect, fact and opinion to enhance writing skills
- Continual spiral review and application of previously taught material

Evaluation

- Bi-weekly quizzes (16)
- Bi-weekly tests (17)
- All quizzes and tests are included in *Language 3 Quizzes and Tests*

► **RED** indicates first introduction of content.

Grammar

- Capitalization
 - First word in every sentence
 - Proper nouns
 - Particular people
 - Particular places and things
 - Days of the week and months of the year
 - Seasons should not be capitalized
 - Holidays and special days
 - Names referring to God and the Bible
 - Titles of respect
 - The word *I*
 - Initials
 - First word and every important word in titles of books, songs, poems
- Punctuation
 - Periods
 - At end of declarative/imperative sentences
 - After initials
 - After abbreviations
 - Question marks at end of interrogative sentences
 - Exclamation points at end of exclamatory sentences
 - Quotation marks before and after a direct quotation
 - Commas
 - After *yes* or *no* at beginning of sentence
 - After names of people you are speaking to (direct address)
 - Separate town or city from state
 - Separate words or groups of words in a series
 - Separate parts of a date
 - After the greeting and closing of a friendly letter
 - Apostrophes
 - In contractions
 - With *s* to make a singular possessive
 - Sentences
 - Recognize
 - Complete sentences
 - Kinds of sentences: declarative, interrogative, exclamatory, imperative
 - Run-on sentences
 - Complete subject and predicate
 - Simple subject and verb

- Subject-verb agreement
 - Contractions
 - Subject-verb agreement within contractions
- Parts of Speech
 - Nouns
 - Singular/Plural
 - Plural spelling rules
 - Irregular plural nouns
 - Common/Proper
 - Compound
 - Possessive
 - Diagram subjects
 - Verbs
 - Past, present, **future** tense
 - Action/non-action
 - Helping
 - Irregular verbs
 - Word usage
 - *may/can, teach/learn, sit/sat/set*
 - *lie/lay*
 - Singular/Plural
 - Plural spelling rules
 - Diagram
 - Pronouns
 - Define and identify
 - Identify noun(s) pronouns stands for (antecedents)
 - Adjectives
 - Answer *What kind* and *How many*
 - Answer *Which one* and *Whose*
 - Diagram
 - Adverbs
 - Answer *How*
 - Answer *When* and *How often*
 - Diagram
 - Conjunctions
 - Define and identify
 - *and, or, but*
 - Diagram in compound subjects/verbs
- Word study and diction:

► RED indicates first introduction of content.

Language *cont.*

Grammar *cont.*

- Contractions (34)
 - Correct usage: *There/Their/They're, Your/You're, Its/It's*
- Homonyms
- Antonyms
- Dictionary skills
 - Alphabetical order
 - Guide words, pronunciation, meaning, spelling, part of speech
- Glossary skills
- Thesaurus skills
 - Synonyms

Composition

- Writing sentences using an assigned word or topic
- Completing a sentence
- Answering an interrogative sentence with a declarative sentence
- Correcting run-on sentences
 - Compound sentences

- Correcting choppy style by combining short sentences
- Using proofreader's marks to correct errors in capitalization, punctuation, spelling, extra words
- Writing
 - Using graphic organizers to identify/organize main points
 - In given paragraph/story/article
 - In researched/original topic to write paragraph
 - Comparison/Contrast
 - Book reports (3)
 - Facts and opinions
 - Topic/Concluding sentences
 - Cause and effect
 - Time-order words
 - Parts of a friendly letter, including addressing envelope
 - Summarizing
 - Non-fiction, informational writing
 - Poems
 - Fictional writing

Language Arts: Penmanship/Creative Writing



Penmanship *Writing with Purpose 3* contains a variety of interesting exercises designed to give third graders continued instruction and practice in developing their penmanship skills. Emphasis is placed on neatness and correct letter formation of daily practice. The many activities in the book allow students to improve writing skills as well as expanding practical application. Activities include the following: birthday invitations, grocery list, weekly planner, and dinner menu.

Creative Writing. Beginning in lesson 86, writing class will focus primarily on creative writing skills with penmanship review. Creative Writing skills will be taught in a sequence that will prepare students to write their own stories.

Added Enrichment

- Decorative writing collection
- Additional writing exercises included in Health, History, Reading, and Science

Evaluation

- Tests (33)


► RED indicates first introduction of content.

Skills Development

- Handwriting
 - Achieve good writing position:
 - Sitting properly in desk
 - Holding pencil correctly
 - Slanting paper correctly
 - Reviewing correct formation of all lower and uppercase letters and numbers 1-10
 - Perfect writing skills for a good overall appearance:
 - Forming difficult letters correctly
 - Placing letters correctly on lines
 - Using proper spacing between letters and words
 - Slanting letters properly
 - Writing slowly and carefully
 - Making smooth connections between letters, difficult letters, blends
 - Using key strokes: wave, loop, oval, mountain
 - Writing letters $\frac{3}{4}$ space high, using single space
 - Keeping size consistent while making a connection without the help of a dotted line
 - Writing without use of dotted lines
 - Observing margins
 - Demonstrate ability to copy from print to cursive
- Creative Writing
 - Reviewing and enhancing the writing process: read and gather, think and plan, write and rewrite, check and polish, share your results

- Use proper punctuation and capitalization
- proper paragraph form
- choose titles
- organize thoughts into graphic organizers
- develop stories using suggested topics
- write a process summary, topic/concluding sentences
- write a persuasive letter
- write original poetry
- writing an original play
 - character development
 - creative writing collection
 - summary exercises
 - guided research reports
 - picture writing prompts
 - story starters
 - Compositions include these topics:
 - Imaginative pieces
 - Historical reports
 - "how to" step-by-step process
 - Play: setting, narration, and dialogue
 - poetry
 - science reports correlating with Science project *My Animal Notebook*
 - Literary emphasis lessons correlating with *Swiss Family Robinson*
- Total of 29 compositions with 8 additional supplementary projects

Language Arts: Spelling & Poetry



Third graders will develop their spelling and vocabulary skills as they study the words found in *Spelling and Poetry 3*. Each list contains words from everyday life and “content words” from other academic areas. Lists are organized according to spelling rules and patterns to help students recall and apply their learning. Vocabulary words and definitions are included with each list along with vocabulary activity. Students will also build spelling and vocabulary skills by completing a variety of practice exercises.

The poetry section acquaints students with a wide variety of good poetry through classroom recitation and memorization. By discussing the meaning and purpose of each poem, students will develop their comprehension skills. Poems for memorization have been selected for their beauty of language, literary greatness, and character-building qualities.

Added Enrichment

- Spelling lists (34):
 - Spelling words (562)
 - Vocabulary words and definitions (118)
 - Practice exercises (171)
 - Spelling games
 - Character-building quotations
 - Organized by spelling patterns
 - Build on previous concepts
 - Reinforce new concepts
- Teacher resources:
 - Spelling Focus

- Sentence banks
- Practical spelling tips and suggestions
- Multi-sensory enrichment ideas
- Poetry:
 - Poem introductions include:
 - Discussion and application ideas, historical content
 - Suggested motions, enrichment activities
 - Comprehension Questions

Evaluation

- Spelling tests (33)

➤ **RED** indicates first introduction of content.

Spelling Skills Development

- Master spelling lists including:
 - Words arranged according to patterns
 - Commonly misspelled words
 - Compound words
 - Capitalized words
 - Contractions
 - Double consonants
 - Plurals
 - Prefixes
 - Suffixes
 - Vocabulary words and definitions
- Four review lists
 - Use vocabulary words in proper context
- Memorize vocabulary definitions
 - Applying spelling and vocabulary words correctly to complete sentences
 - Creating original sentences with spelling words
 - Applying spelling pattern concepts through daily:
 - Teacher-directed oral practice
 - Independent written practice
 - Exercises that reinforce spelling skills
 - Hearing spelling and vocabulary words in example sentence, in order to:
 - Clearly picture each word’s meaning; differentiate between sound-alike words
- Use words correctly when speaking and writing
- Learn spelling rules:
 - Use *ai* in the middle of a word, *ay* at the end.
 - Use *oi* in the middle of a word, *oy* at the end.
 - English words do not end in *i*; add silent *e*.
 - English words do not end in *u*; add silent *e*.
 - To form the plural of a word ending in *f* or *fe*, change the *f* or *fe* to *ves*.
 - English words do not end in *j*. Write *ge* or *dge* for the *j* sound at the end of a word.
 - The letter *q* is followed by *u*.
 - To make a word plural, which ends in a vowel followed by a *y*, add *s*; if the word ends in a consonant followed by a *y*, change the *y* to *i* and add *es*.

- Use *ck* after a short vowel sound; use *k* after a vowel combination or a consonant.
- Use *ch* after a consonant or 2-vowel combination. Use *tch* after a one-letter vowel.
- Change *full* to the suffix *-ful* when adding to a root word.
- Double the final consonant before adding the suffixes *-ed*, *-er*, *-est*, *-ing*.
- An apostrophe must go where there once was an *o*.
- Place the apostrophe where the missing letters used to be.
- *I* before *e* except after *c*, or when sounded like *ā* as in *neighbor* and *weigh*.
- When making a word that ends in *s*, *sh*, *ch*, *x*, or *z* plural, add *es*.


Worksheet Activities

- Identifying words that rhyme
- Using spelling words to complete sentences
- Working with compound words
- Matching contractions with their words
- Creating original sentences
- Solving puzzles with spelling words
- Defining vocabulary words
- Alphabetizing words to the second and third letter
- Recognizing misspelled words
- Working with root words, prefixes and suffixes
- Identifying homonyms, synonyms, antonyms
- Using words in biblical context

Poetry Skills Development

- Memorize 8 lyrical poems
 - Develop appreciation of poetry
 - Perform in front of an audience
 - Recite in unison
 - Develop appropriate expression and volume
 - Learn definitions and use unfamiliar words
 - Learn terms such as *setting* and *illustrator*
 - Improve comprehension through discussion, application, thinking questions
- Discuss meaning and purpose of poems
- Proper observation of punctuation

Arithmetic



Building on the solid foundation of *Arithmetic 1* and *2*, students are well prepared for the new material in *Arithmetic 3*. Extensive work is provided in multiplication, long division, and multi-step story problems. Students will tackle fractions, equations, measurement conversions, graphs, and simple geometry. Practical problems on the daily work pages reinforce new concepts, and ample review problems promote student success. Supplementary problems are designed to meet individual needs.

Added Enrichment

- "Brain Booster" Higher level thinking activities
- Thematic units: nocturnal creatures, U.S. travel, zoos of the world, space
- Review games
- Teaching tips
- Enrichment activities

Evaluation

- Skills development exercises in each lesson (136)
- Biweekly tests (16)
- Biweekly quizzes (16)
- Oral evaluations (12)

► **RED** indicates first introduction of content.

Numbers

- Place value: 1–100,000; money
- Place value: to 100,000,000
- Writing numbers:
 - From dictation to 100,000s place
 - From number words
- Roman numerals:
 - Value of I, V, X, L, C, D, M
 - Reading and building numerals 1–30
 - Basic rules:
 - More complex rules for forming Roman numerals
 - V may not be repeated or subtracted
 - I cannot be placed in front of L, C, D, M
 - $>$, $<$, $=$
- Number sentences:
 - With unknowns
 - Greater/less than
 - Order of operations (parentheses)
- Number sequences

Addition

- Addition families 1–18: mixed order
- Timed mastery
- Terms: addend, sum
- Missing number
- Missing sign
- Word problems:
 - Clue words: in all, altogether, how many (much) more (in a statement)
 - Problem set up
- Money:
 - Adding:
 - Dimes and pennies
 - Nickels and pennies
 - Dimes, nickels, pennies
 - Any combination of half dollars, quarters, dimes, nickels, and/or pennies by converting to cents
 - \$1, \$5, \$10, \$20 bills
- Properties
 - Commutative
 - Associative
 - Inverse operation
- Mental arithmetic: problems combining addition, subtraction, multiplication, and division up to 6 numbers

► Carrying to any place value

► Checking by addition

▪ Addends: column addition

► Averaging

► Fractions

► Measures

▪ Number sentences:

▪ With unknowns

▪ With greater / less than

► Order of operations (parentheses)

Subtraction

- Subtraction families 1–18: mixed order
- Timed mastery
- Missing number
- Missing sign
- Mental arithmetic: problems combining subtraction, addition, multiplication, and division up to 6 numbers
- Subtracting with any number of digits, money
- Word problems:
 - Clue words: how many (much) more, have left, less, fewer, how much change
- Terms: minuend, subtrahend, difference
- Borrowing:
 - From any whole number in any position
 - With any number of zeros in the minuend
- Checking by addition
- Fractions
- Measures
- Number sentences:
 - With unknowns
 - With greater/less than
- Order of operations (parentheses)
- Properties—inverse operation

Multiplication

- Multiplication tables:
 - 0, 1, 2, 3, 5, 10
 - 4, 6–9, 11–12
- Word problems:
 - Clue words: twice, times as many, per
- Properties
 - Commutative
 - Associative

Arithmetic *cont.*

Multiplication *cont.*

- Timed mastery
- Terms: factor, product, partial product
- Missing number
- Missing sign
- Mental arithmetic: problems combining multiplication, division, addition, and subtraction up to 5 numbers
- Multiplying:
 - With any number of digits in first factor
 - With up to 2 digits in second factor
- Relating multiplication facts to the corresponding addition and division facts
- Properties
 - Commutative
 - Associative
 - Inverse property
 - Identity property
- Carrying:
 - To the tens, hundreds, and thousands places
 - In problems with 2-digit multiplier
- Checking by reversing factors
- Number sentences:
 - With unknowns
 - With greater/less than
 - Order of operations (parentheses)

Division

- Recognize symbols: \div and $\overline{\hspace{1cm}}$
- Division tables:
 - 2, 3, 5, 10
 - 1, 4, 6–9, 11–12
- Word problems:
 - Clue words: divided equally, shared equally, per
- Steps of division
 - Terms: dividend, divisor, quotient
- Short division
- Missing number
- Mental arithmetic: problems combining division, multiplication, subtraction, and addition up to 6 numbers
- Divisors: 1 and 2 digits
- Dividends: any number of digits, money
- Remainders: writing as a fraction
- Checking by multiplication
- Money
- Averaging
- Number sentences:
 - With unknowns
 - With greater/less than
 - Order of operations (parentheses)
- Properties
 - Inverse property
 - Identity property

Fractions

- Parts of a whole:
 - Halves, thirds, fourths
 - Fifths, sixths, sevenths, eighths, ninths, tenths
 - Any fractional part

- Parts of a group: any fractional part
- Finding the fractional part of a whole number:
 - With a mixed number as the answer
- Word problems
- Timed mastery
- Reading and writing fractions
- Types: equivalent, mixed, for a whole number, for zero
- Reducing to lowest terms
- Adding:
 - With a common denominator
 - Mixed numbers with a common denominator
- Subtracting:
 - With a common denominator
 - Mixed numbers with a common denominator
 - Comparing fractions

Decimals

- Money:
 - Use of dollar sign and decimal point in addition
 - Use of dollar sign and decimal point in subtraction, multiplication, division

Problem Solving & Applications

- Word problems:
 - Steps of problem-solving process
 - Addition, subtraction, multiplication
 - Division
 - Fractions, money
 - Measures:
 - Dry measures of capacity
 - Feet and yards in a mile
 - Liter
 - Converting measures
 - Measurement problems
 - Clue words
 - Up to 4 steps
 - Mixed operations
- Applications:
 - Puzzles
 - Multiple combinations
 - Time, length, money, weight, fractions
- Oral story problems

Time

- Clock: face, hour/minute hands
- a.m. and p.m.
- Reading and writing time
- Table of time:
 - Seconds, minutes, hours
 - Days, months
 - Calendar, year
 - Leap year
- Determining elapsed time

Money

- Recognition and value of all coins
- Counting and combining all coins
- Recognize symbols: \$ (dollar sign) and . (decimal point)
- Word problems, making change

➤ RED indicates first introduction of content.

Arithmetic *cont.*

Money *cont.*

- Addition
- Subtraction, multiplication, division; equations
- Money equations

Measures

- Temperature:
 - Reading and writing
 - Terms: degrees
 - Fahrenheit:
 - Freezing and boiling points of water; normal body temperature
 - Celsius:
 - Freezing and boiling points of water
 - Normal body temperature
- Length:
 - English system: inch, foot, yard
 - Mile
 - Metric system: centimeter, meter
- Weight:
 - English system: ounce, pound
 - Ton
 - Metric system: gram, kilogram
- Capacity:
 - English liquid measures: cup, pint, quart, gallon
 - English dry measures: pint, quart, peck, bushel
 - Metric system: liter
 - Ordering measures least to greatest

- Converting from one measure to another within same system
- Adding unlike measures within same system
- Subtracting unlike measures within same system

Graphing, Statistics, Probability

- Constructing and interpreting graphs
 - Pictographs
 - Bar graphs
 - Line graphs
- Statistics: averaging

Geometry

- Plane figures: circle, square, rectangle, trapezoid, hexagon
- Plane figures: rhombus, kite, pentagon
- Solid figures: sphere, cube, pyramid, cone, cylinder
- Solid figures: rectangular prism
- Terms: vertex, edge, face
- Right angle
- Parallel lines
- Perpendicular lines
- Quadrilaterals: Recognize and classify by their attributes
- Perimeter: Find perimeter of any polygon by adding side lengths
 - Given the perimeter, find the side length of a square
- Area: Find the area of rectilinear figures by counting square units
- Transformations: Slide, flip, turn

Pre-Algebra

- Finding the unknown number in an equation

History & Geography



Our American Heritage is a full-year biographical study of over fifty people who made an impact on American history through their character, contributions, and courage. Students will be inspired as they learn about the lives and accomplishments of these great Americans. This chronologically arranged introduction to American history makes it easier for students to remember important events and provides them with valuable, diverse heroes and role models.

Added Enrichment

- Important words, names, and places boxes
- Timeline for each chapter to clearly show time period relating to the historical figure studied
- Comprehension checks throughout each chapter
- Stop and Think presents ideas for thoughtful discussion and application
- Character traits of each historical figure highlighted and discussed
- Modern Marvels compares modern-day life to earlier times of America
- Added information boxes share interesting facts relating to the historical figure being studied
- Enrichment Activities offer fun and variety in enhancing learning and creativity through games, creative writing, art, visual aids, etc.
- Teaching maps and timeline of United States history
- Geography worksheets (31) with additional activities to use as enrichment
- Creative writing activities

Evaluation

- Quizzes (15)
- Tests (11)

➤ RED indicates first introduction of content.

Study of Our American Heritage through the Biographies of Great People

Founding of America

- Christopher Columbus: discovery of America
- John Smith: founding of Jamestown
- Pocahontas: helped save Jamestown

- Myles Standish: Pilgrim leader, founding of Plymouth Colony
- Squanto: an instrument of God, Pilgrims
- William Penn: Quaker, founder of Pennsylvania
- David Brainerd: missionary to Native Americans
- Benjamin Franklin: writer, inventor, ambassador, Constitutional Convention
- Paul Revere: Sons of Liberty, warned colonists of British invasion

History & Geography cont. p. 58

History & Geography *cont.*

Founding of America *cont.*

- Patrick Henry: statesman who encouraged freedom from English rule
- James Armistead: hero and spy during American War for Independence
 - George Washington: general during the War for Independence, first president, Mount Vernon
 - Thomas Jefferson: Declaration of Independence, third president, Monticello, Jefferson Memorial
- Benjamin Banneker: African-American inventor, surveyor of Washington, D.C.
- John Adams: second president
- Dolley Madison: first lady who saved portrait of George Washington during War of 1812

Expanding of America

- Daniel Boone: French and Indian War, pioneer, Wilderness Road
- Peter Cartwright: circuit-riding preacher during expansion of America
- Lewis and Clark: explorers of the Louisiana Purchase
- Sacagawea: guide and interpreter for Lewis and Clark expedition
- Noah Webster: *The Blue-Backed Speller*, an American dictionary
- John Greenleaf Whittier/Louisa May Alcott: well-loved American authors during expansion of America
- Davy Crockett/Sam Houston: pioneering soldiers and leaders, Alamo
- Harriet Tubman: Underground Railroad
- Abraham Lincoln: 16th president, Civil War, ended slavery, assassinated, Lincoln Memorial
- Robert E. Lee/Ulysses S. Grant: generals during Civil War
- Clara Barton: "Angel of the Battlefield," American Red Cross Society
- D. L. Moody: preacher, evangelist

Modernization of America


- Emily Roebling: Brooklyn Bridge
- Alexander Graham Bell: inventor, telephone
- Thomas Edison: inventor, battery, light bulb
- Booker T. Washington: teacher, founder of Tuskegee Institute
- Theodore Roosevelt: soldier and 26th president
- Billy Sunday: baseball player, evangelist
- Laura Ingalls Wilder: author of stories about pioneer life in the Midwest
- Orville/Wilbur Wright: inventors of airplane
- George Washington Carver: inventor, director of agriculture at Tuskegee Institute

- Jim Thorpe/Jesse Owens: Olympic athletes
- Jim/Elisabeth Elliot: missionaries to the Aucas
- Dwight D. Eisenhower: general and 34th president
- Amelia Earhart: pilot, first woman to fly across Atlantic Ocean
- Martin Luther King, Jr.: segregation ends, Rosa Parks, "I Have a Dream" speech
- John Glenn/Neil Armstrong: pioneering astronauts
- Ronald Reagan: governor and 40th president, "Tear Down this Wall"
- Chappie James: pilot during World War II, Korean War, Vietnam War, 4-Star General
- George W. Bush: president during 9/11, War on Terror, new technology
- Barack Obama: first African-American president, Patient Protection and Affordable Care Act, appointed first Hispanic Supreme Court Justice
- Donald J. Trump: "Make America Great Again," immigration reform

Geography Study

- Globe
- Cardinal/secondary directions, compass rose
- Map key, map grid, distance scale
- Seven continents and five oceans
- Hemispheres, poles, equator
- Home state
- Regions of the United States
- 50 state locations
- Capital city (Washington, D.C.)
- Mississippi River, Gulf of Mexico, Ohio River, Rio Grande, Missouri River, Niagara Falls
- Neighbors to north and south: Canada, Mexico
- Landforms: hill, mountain, valley, gorge, lake, river, island, peninsula, plain, volcano, oasis, desert, waterfall, marsh
- Appalachian and Rocky Mountains
- Great Lakes, Great Plains
- Everglades, coral reef, Redwood Forest, Grand Canyon, Painted Desert, Old Faithful, Great Basin, Yosemite National Park
- U.S. Territories: U.S. Virgin Islands, Puerto Rico, American Samoa, Guam, Northern Mariana Island
- Location of famous American landmarks: Liberty Bell; Mount Rushmore; White House; Alamo; Golden Gate Bridge; Brooklyn Bridge; Jamestown; Cape Canaveral; Tuskegee Institute; Hoover Dam; U.S.S. Arizona; Fort Clatsop; Transcontinental Railroad; Gateway Arch; Boonesborough; Kitty Hawk, North Carolina
- Inviting, fun review sheets

Science



Exploring God's World guides the student's study of God's plan for creation. Students will increase both their reading comprehension and their knowledge of scientific concepts while learning about matter and energy, the earth's atmosphere and surface, the plant world, the solar system, animals and their habitats, and the human body from God's viewpoint.

Through the "how" and "why" questions that are answered in this text, children will learn about the world around them while developing their thinking skills. *Exploring God's World* also includes hands-on activities and demonstrations that help to increase each student's comprehension of basic science concepts. Begin the year by teaching this 120 lesson course followed by 50 lessons of Health.

Added Enrichment

- Hands-on learning activities in daily lessons
- Worksheets
- Creative Writing activities

Evaluation

- Quizzes (17)
- Tests (7)

➤ **RED** indicates first introduction of content.

Science *cont.*

What Is Science?

- What is a scientist?
 - According to field of study
- How scientists work
 - Scientific method: observe and ask questions, guess and predict, experiment and gather data, study data and share it
 - Terminology: investigate, method, experiment, prediction, data, theory
- Where scientists work: lab or place of study
- Science tools: hand lens, microscope, telescope, ruler, scale, beaker, thermometer, stopwatch, graphs
- Graphing data: circle/pie graph, bar graphs, line graphs
- Science safety: handling materials, tools, wearing goggles
- How do scientists design experiments? fairness, consistency, use of variables

Activities & Demonstrations

- Line graphs

God's Creation at Work (First Day of Creation)

- God's plan for order in the universe
- What is energy
 - Ability to do work
 - Energy sources: wind, water, solar, fuel, electrical, sound
 - Energy forms: waiting, working
 - Engines use fuel, electricity for energy
 - Houses use electricity for energy: cables, conductors, insulators, currents, complete circuits
- Force and movement
 - Push or pull on object
 - Work, balance of forces
 - Types: gravity, friction, magnetism
- Changing movement
 - Effects of friction: wears things down, heats things up
 - Inertia
- Overcoming forces: machines
 - Simple machines: wheel and axle, inclined plane/ramp, pulley, lever, gears
 - Compound machines: bicycle, vehicles, electronic devices
 - Terminology: revolve, effort, load, fulcrum, effort force, grooves, teeth, efficient
- Gravity:
 - Effects of weight, laws of nature
- Building strong structures:
 - Strong foundation: "roots" of building
 - Strong supports: pyramids, columns, arches
- Magnetism:
 - Magnetite, artificial magnets, electromagnets
 - Magnetic fields
 - Attracts or repels
 - Polarity: North and South Poles
- Matter
 - Made up of molecules
 - States: solid, liquid, gas
 - How energy changes matter: melting, freezing, boiling
 - Effects of heat energy on different states
 - Terminology: properties, volume, metric units
 - Density
 - Matter mixtures

Activities & Demonstrations

- Be a scientist! How can we use stored energy to make a toy car move without pushing it?
- Push and pull
- Use sandpaper to make friction.
- Be a scientist! How does surface affect the motion of a toy car?
- Build a strong structure.
- Observe a magnetic field.
- Sort solid matter by similar property.
- Be a scientist! If sugar and salt seem to be able to be poured out, but feel like liquid, are they solid or liquid matter?
- Use liquid to fill different shapes.
- Determine that air has weight.
- Change a liquid into a gas.
- Discover which has greater density—oil or water.
- Make a mixture
- Measuring a solid
- Measuring a liquid
- Comparing volumes of air

The Earth's Atmosphere (Second Day of Creation)

- God's perfect design of air for people, animals, and plants
- Atmosphere
 - Mixture of oxygen, nitrogen, carbon dioxide, and other gases
- Weather: heat, water, wind
 - How does heat happen on earth? absorb, radiate, greenhouse effect
 - How does water get into air? water vapor
 - What makes the wind? air pressure, cool air—heavy, warm air—light
- Meteorology
 - Meteorologists, forecasts, Doppler radar
 - Graphing weather data
- Water cycle
 - Evaporation: water vapor
 - Condensation: water droplets, loss of heat energy
 - Precipitation:
 - Rain
 - Snow—crystals, snowflakes, crystallize
 - Sleet—rain that is frozen before it falls
 - Hail—hailstones; happens during spring, summer; during some thunderstorms
- Storms:
 - Thunderstorms: humid, lightning, static electricity, thundercloud, thunder
 - Hurricanes: landfall, eye
 - Tornadoes: touched down, twister
- Climates:
 - Frigid: always cold
 - Temperate: four seasons, experience both warm and cold weather
 - Tropical: two seasons—rainy and dry, very warm weather

Activities & Demonstrations

- Record daily temperature.
- Graph temperature trends.
- Observe air pressure.
- Graph weather types.
- Be a scientist! Does the water evaporate more quickly in a warm or cool place?
- Observe condensation and precipitation.
- Observe static electricity.

Science *cont.*

The Earth’s Surface (Third Day of Creation)

- Shape of earth: sphere; North and South Poles at top/bottom; equator in middle
- Structure of earth:
 - Crust: bedrock
 - Mantle: rock and magma
 - Core: very hot; center of earth
- Seas and dry land
 - 5 oceans: 70% of earth covered in water
 - 7 continents
- Soil
 - Made up of minerals and humus
 - Types: sandy, humus, clay
 - Fertile soil: mixture
 - Layers: topsoil, subsoil, bedrock
 - Conservation: crop rotation; fertilization
 - Erosion: gullies, plowing methods for prevention
- Landforms
 - Formation of river: source, mouth, delta
 - Causes of formations: water runoff; silt
 - Examples: Mississippi River Delta, Nile River Delta
- Weathering
 - Caused by water or wind
- Surface changes
 - Volcanoes: erupt, lava
 - Earthquakes: plates, fault
 - Landslides: can be caused by flooding, earthquakes, volcanic eruptions
- Kinds of rock
 - Variety of types
 - Some made by heat, sediment, pressure
 - Examples: lava, marble
- Stewardship: taking wise care of what God has given us
 - Conserve resources
 - Use resources wisely
 - Recycle, repurpose, reuse

Activities & Demonstrations

- Make a compass.
- Observe soil with a hand lens.
- Observe water expansion.
- Start a rock collection.
- Be a scientist! Where can you find sediment in a body of water?

Plant World (Third Day of Creation)

- Reproduce after their kind
- Replenish the earth
- All living things are dependent on plants
- Seeds:
 - Three parts: seed coat, baby plant, stored food
 - How does a seed sprout?
 - 4 things needed: water, right temperature, air, light
- Plant structures:
 - Roots: root hairs
 - How roots help the soil—topsoil, subsoil, erosion
 - Absorbs water and minerals
 - Stems: carries water/minerals up; carries food down to roots for storage
- Leaves:
 - How do plants make their own food?—process of photosynthesis
 - How do plants use and help our air?—give off oxygen; use carbon dioxide

- Flowers or cones
 - Make seeds, have pollen
 - Pollination
 - Pollinators: honeybee, wind, birds, other insects
- Fruit: holds and protects seeds
- Other ways plants can sprout
 - Examples: strawberries, sweet potato, white potato
- Forest
 - Three kinds
 - Conifer: made from trees with cones, needles; found in colder climates
 - Temperate: found in climates with four seasons
 - Tropical: found in tropical climates with much rain and vegetation
 - Trees:
 - Parts: crown, trunk, roots
 - How old is a tree? annual rings
 - Layers of tree: heartwood, sapwood, bark
 - Why some tree leaves change colors in autumn—decay, dormant
 - Decomposers:
 - Fungi and bacteria: grow from spores
 - Green plants that grow from spores: ferns, mosses
 - Fungi “plants” that grow from spores: mushrooms, toadstools

Activities & Demonstrations:

- Observe a baby plant.
- Observe a stem drawing water upward.
- Examine a flower.
- Be a scientist! How can you determine which kinds of produce are fruit?
- Examine types of tree leaves.
- Observe tiny decomposers.
- Study a piece of moss.
- Make a spore print.

The Solar System (Fourth Day of Creation)

- Solar system:
 - Sun: at center of solar system
 - Star closest to earth
 - Sun’s energy helps earth—light, heat, makes weather
 - Planets travel around sun—orbit
 - God’s plan for solar system: order and size of each planet
 - Eight planets: orbit the sun
 - Inner planets: Mercury, Venus, Earth, Mars
 - Outer planets: Jupiter, Saturn, Uranus, Neptune
 - Stars:
 - What is a star—glowing gas
 - Our galaxy—Milky Way
 - Constellations: Big Dipper, Little Dipper, Orion
- Moon:
 - Orbits a planet
 - Natural satellite
 - Reflects sun’s light
 - Moon’s surface: craters, asteroids, meteoroids
 - Moon’s phases: new, crescent, quarter, full
 - Moon’s gravity: high/low tide cause circulation of water
- Measures of time
 - Year: days it takes earth to orbit sun; leap year
 - Seasons: caused by earth’s tilt toward/away from sun

Science *cont.*

The Solar System *cont.*

- Month: moon phases
- Day/Night: sunrise, sunset, sundial
- Space science:
 - Astronauts: need for spacesuit; space station
 - Space travel: spacecraft, space station, tether, space probes, landers, rovers
- Earth: Our Home—God’s provision and plan in His design for our planet

Activities & Demonstrations

- Demonstrate the planets’ orbit around the sun.
- See how craters happen on the moon’s surface.
- Track the moon’s phases.
- Be a scientist! How does distance affect a planet’s orbit?
- See how the earth’s rotation makes day and night.

The Animal Kingdom (Fifth and Sixth Days of Creation)

- Variety of species
- Differences between plants/animals
- Animal classification:
 - Vertebrates: backbone, inside skeleton, five classes
 - Mammals: characteristics, carnivores, herbivores, omnivores
 - Fish: characteristics, gills, scales, predators
 - Amphibians: characteristics, instincts, camouflage, burrows
 - Reptiles: characteristics, venomous
 - Birds: characteristics, prey
 - Invertebrates: no backbone, weak muscles, small animals with soft bodies, outside skeletons if they have them, cold-blooded
 - Insects: largest group of invertebrates
 - Body design: head, thorax, abdomen
 - Outside skeleton
 - Complete metamorphosis: egg, larva, pupa, adult
 - Incomplete metamorphosis: egg, nymph, adult
 - Mimicry
 - Spiders: not insects, two body parts

Activities & Demonstrations

- Find your normal body temperature.
- Use a filter to find out how a fish breathes.
- Watch an amphibian grow.
- Collect earthworms.
- Make an insect-collecting jar.

Animal Habitats (Fifth and Sixth Days of Creation)

- Habitats—natural home of plant or animal; unique to each animal
 - Four things each habitat must have
 - Space: instincts/equipment; migration
 - Shelter: herds; hibernation
 - Water: dew; freshwater; saltwater
 - Food:
 - Food chains: sunlight energy, predator, prey, producer, consumer, top predator, decomposer
- Land habitats
 - Prairie:
 - Examples of different animals: bison, prairie chicken, prairie dogs, locusts, king snake
 - Grazers, rodents, pollinators
 - Fresh water source: rivers, streams, lakes, ponds
 - Desert:
 - Examples of different animals: desert toad, gila monster, scorpion, elf owl
 - Crevices, dew, nocturnal

- Rainforest
 - Four layers: emergent, canopy, understory, forest floor
 - Examples of different animals: monkeys, sloths, butterflies, snakes, toucans, tree frogs, jaguars, leopards, fungi, termites, worms, tigers, gorillas, wild pigs, insects
 - Examples of plants: pineapple family
 - Thick vegetation provides plenty of food
- Arctic
 - Two seasons: summer and winter
 - Examples of different animals: caribou, snow geese, reindeer, walruses, polar bear, arctic fox, cod
- Water habitats
 - Coral reef
 - Examples of different animals: tiger sharks, barracudas, sea anemone, seahorse, manatee
 - Saltwater, schools of fish, algae, zooplankton
 - Stream
 - Examples of different animals: river otter, osprey, snails, bears, bass
 - Freshwater, current, surface film, animal tracks

Activities & Demonstrations

- Prepare an insect habitat.
- Grow a succulent garden.
- Be a scientist! What leaves can collect the most water?
- Find out how blubber keeps animals warm.
- Observe surface film.
- Identify animal tracks.

Human Biology (Sixth Day of Creation)

- Special to God: cells, tissue, organs, systems
- Nervous system: brain, nerves, spinal cord
- Sense organs/Sense:
 - Eyes/Sight:
 - Parts: pupil, iris, lens, optic nerve, retina
 - Use light energy to see
 - Protection: eyelids, eyelashes, tears, skull
 - Ears/Hearing:
 - Parts: outer ear (auditory canal, eardrum), middle ear (hammer, anvil, stirrup), inner ear (cochlea, auditory nerve)
 - Use sound energy to hear: vibrations, sound waves
 - Protection: skull, hairs/glands, wax
 - Nose/Smelling:
 - Parts: nostrils
 - Odors, molecules
 - Detect warnings through scents
 - Protection: mucus
 - Tongue/Taste:
 - Parts: taste buds
 - Works with smell; different tastes (sweet, salty, bitter, sour)
 - Saliva dissolves
 - Skin/Touch:
 - Parts: epidermis, follicles, dermis, sweat glands, oil glands
 - Protection: nerves to feel pain, fingernails, toenails, scab
 - Regulates temperature: sweat, pores, goose bumps
- Heart and circulatory system
 - Blood: red cells, white cells, platelets
 - Circulation: blood vessels, heart, chambers, veins, arteries, pulse
- Lungs and respiratory system
 - Inhale oxygen/exhale carbon dioxide, respiration
 - Parts: windpipe, diaphragm

Science cont.

Human Biology cont.

- Teeth:
 - Where digestion begins
 - Parts: crown and root
 - Layers of tooth: enamel, dentin, pulp
- Digestive system:
 - Parts: mouth, esophagus, stomach, intestines
- Skeletal system:
 - Framework of body
 - 206 bones: skull, clavicle, scapula, humerus, sternum, ribs, vertebra, phalanges, pelvis, femur, patella
 - joints, ligaments
- Muscular system
 - Over 600 muscles
 - Voluntary/Involuntary muscles
 - Skeletal muscles: biceps, triceps
 - Tendons
 - Cardiac muscle

Activities & Demonstrations:

- Make a model of the spinal cord.
- Watch the pupil change in size.
- Make a tin-can telephone.
- Determine how long it takes for odor molecules to travel.
- Dissolve sugar in water.
- Determine that nerves help protect skin.
- Examine skin with a hand lens.
- Make a model of a drop of blood.
- Make a model of the respiratory system.
- Be a scientist! Does a person's breathing become faster when exercising?
- Demonstrate that digestive juices break down food for digestion.
- Make a model of the vertebrae.
- Demonstrate that a bone's design makes it stronger.

Health

The purpose of *Health, Safety, and Manners 3* is to teach students about the body God has given them and to encourage them to practice good health, safety, and manners habits each day. Third-grade students enjoy learning about good posture, healthy habits, exercise, nutrition, first aid, personal health, public safety, recreational safety, home safety, manners, and courtesy.



Added Enrichment

- Comprehension Checks (45)
- Think About It (42)
- Technology Tips (3)
- The Bible Says (21)
- Terms to Remember (14)
- Heath the Health Bee
- Review worksheets for specific topics (12)

Evaluation

- Quizzes (5)
- Tests (3)

► RED indicates first introduction of content.

Health

- Good posture habits
 - Sitting correctly
 - Standing correctly
 - Walking correctly
 - Bending correctly
 - Pulling correctly
 - Pushing correctly
 - Lifting correctly
- Exercise
 - The importance of exercise
 - The importance of rest
- A healthy diet
 - Nutritional benefits of vegetables
 - Nutritional benefits of fruits
 - Nutritional benefits of grains
 - Nutritional benefits of protein
 - Nutritional benefits of dairy
 - Nutritional benefits of water
- A balanced diet
 - A good breakfast
 - A good lunch
 - A good dinner
- Nutrients
 - Sources and benefits of protein.
 - Sources and benefits of vitamins A, B, C, D, E, and K

- Sources and benefits of the minerals—calcium, potassium, sodium, iron, and iodine
- Sources and benefits of carbohydrates
- Sources and benefits of fiber
- Sources and benefits of fats and oils
- How to prevent malnutrition
- Reading food labels
- Healthy habits
 - Food storage
 - Food preparation
 - How sickness can be spread
 - How sickness can be prevented
 - How sickness can be treated
 - When to seek health care
- Everyday health habits
 - Taking care of your body
 - Taking care of your hair
 - Taking care of your teeth
 - Taking care of your eyes
 - Taking care of your ears
 - Health habits in public
- First aid
 - Minor injuries
 - Treating bumps and twists
 - Treating scrapes and cuts

➤ RED indicates first introduction of content.

Health cont.

- Emergency procedures
 - Head or neck injury
 - Seizures
 - Choking
 - Electrical shock
 - Unconscious and breathing
 - Unconscious and not breathing
- Personal health
 - Knowing and loving God
 - Thinking clearly
 - Exercising your mind
 - Thinking right thoughts
 - Choosing joy
 - Loving others
 - Showing courtesies
 - Helping others
 - Showing respect
 - Showing sportsmanship

Safety


- Public safety
 - In-public safety rules
 - Never go to a public place alone
 - Be aware of what is around you
 - Stay in well-lit areas
 - Call for help
- Parking lot safety
- Street safety
- Personal safety

- Recreational safety
 - Recognizing appropriate play areas
 - Safety around animals
 - Safety around plants
 - Bicycle safety
 - Water safety
- Home safety
 - How to prevent falls
 - Weather safety
 - Fire safety
 - Internet safety
 - Gun safety
 - Home security

Manners

- Politeness
 - How to greet guests
 - Proper introductions
- Kindness
 - How to handle bullying
- Helpfulness
 - How to refuse wrongdoing
- Obedience
 - How to refuse wrongdoing
- Respect
- Gratitude
- Phone etiquette
- Putting others first

Bible



As students embark on their third-grade Bible studies, they will be excited about the new Bible stories they will be learning. These stories include Old Testament Bible characters such as Samuel, David, Elijah, Elisha, Daniel, Esther, Ezra, and Nehemiah. As children listen to the events leading up to King David's rule, they will see the contrast between King Saul and David. Students will hear examples of David's heart toward God and that true obedience comes from the heart. Bible review and application sheets challenge students to examine their own hearts in their walk with God as they develop a biblical worldview.

Evaluation

- Graded memory verse passages (9)

➤ RED indicates first introduction of content.

Lessons 393 Abeka Flash-a-Cards

- Salvation Series (5 lessons)
- Life of Samuel (4); Young David (3); David in Hiding (4)
- Elijah (6); Elisha (8)
- The First Thanksgiving
- First Christmas (5)
- Daniel (6); Ezra and Nehemiah (7); Esther (5)
- Crucifixion and Resurrection (9)
- Parables of Jesus, Series 1 and 2 (12)

Music 69 songs

- Hymns of the faith, patriotic songs, holiday songs, choruses including:
 - 7 new hymns and songs; 7 new choruses

Memory Work

- New passages (9) containing 34 verses
- Review verses (54)

Doctrinal Truths 61 questions/answers

- Increase Bible knowledge of basic doctrines: the Bible, God, sin, salvation, heaven, assurance of salvation


Prayer Time

- Learn to pray with thanksgiving for each other, our nation, those in authority over us

Sword Drill

- Learn books of New and Old Testaments
- 72 New and Old Testament references to find

Music



Songs We Enjoy 3 brings together many of the traditional, patriotic, holiday, and fun songs that American children have enjoyed singing for generations. Today's children still love these songs. The sing-along CD makes song time easy for the teacher and delightful for the students.

► **RED** indicates first introduction of content.

Skills Development 64 songs

- Explain meaning of 22 unfamiliar phrases or words in lyrics
- Sing rounds in two or more parts
- Follow a song leader while singing together with class or CD
- Benefit from fun activities that spark and keep interest:
 - Echo parts, whistling, using props
- Group parts

- Learn patriotism through patriotic music and folk songs
- Learn to keep time musically with rhythm instruments
 - Discover historical information contributing to song's origin
 - Reinforce Bible application

Variety of Songs to Memorize

- Folk, fun songs, spirituals and gospels, patriotic, holiday, Americana

Arts & Crafts



Adding to the knowledge of the color wheel, *Art Projects 3* encourages students to express their own creativity and find beauty in the world around them. Students will enjoy working with new media such as clay, charcoal, and watercolors while continuing to learn foundational art and design concepts and techniques. Includes glossary of art terminology.

► **RED** indicates first introduction of content.

Concept & Technique Development

- Media & Art Types:
 - Crayon, colored pencils, paper, pencil, glitter, painting, glow-in-the-dark painting, fibers and mixed media, chalk, marker, tissue paper, scissor-edge cutting, charcoal, watercolors, clay/ceramics, metallic paints, kneaded eraser, sequins, needlework/embroidery, metal bending
 - Illustrating: color wheel, story, song, Scripture, poem
 - Cutting from template, cutting out centers, creative cutting, poking, fringe cutting, cutting strips, layered cutting
 - Tracing, drawing, drawing step-by-step, geometric shapes, organic shapes, outlining, overlay, directional coloring, stippling, shading, folding, detailing, drawing/painting animated expressions, steps of artistic process, painting from observing illustration, texturizing, hatching, cross-hatching, blotting, dabbing/sponging, drawing using symmetry, kneading, embossing, rounding, imprinting, sponging, lettering, downstroke, double line, serif, script, swash, flourish, wash, wet layering, graduated wash, wet-on-wet, dry-on-dry, scumbling, sponge swiping, masking with tape/rubber cement, scoring, score and slip, salt resist, poster/mural, pop-up, hinge, V fold, box fold, sculpting (rolling, pinching, flattening, poking, scraping, etching), hard/soft edge watercolor painting, brush control, paint by number, quilling, scroll shapes (round, v, s), border shapes (teardrop, petal)
 - Op Art, landscape, seascape, still life, mosaic, collage, seascape, indenting, stitchery, weaving, salt painting, creating musical instrument
 - Using loose grip, swab/finger rubbing/smudging; using side of charcoal to shade, side and pressure strokes, lengthwise stroke, squiggles, highlighting
- Curved, swirled, looped, broken (dashed, dotted), lines, drooping lines, contour lines, scalloped lines
- Color:
 - 12-color color wheel; primary, secondary, intermediate colors, hue, tones
 - Primary, secondary, intermediate color mixing, visual color mixing, using natural colors, blending, color matching, energized colors, pink, transparent, metallic colors, color intensity and muting, gradient, winter colors, using white, pastels, spring colors, muddy colors, creating off-white colors
 - Color family, tints, shades
 - Complementary colors, analogous colors, neutral colors, warm and cool colors, color temperature, color study
 - Color scheme: fall, Christmas, patriotic, sunset, masculine, feminine, Valentine colors, Easter colors, Jewish festival colors,
 - Varying pressure for light/dark colors
 - Overlay, blending, swab blending, swab rubbing
 - Observing color moods: exciting, peaceful, playful, serious, hopeful; observing colors in nature
 - Moods: happy, joyful, sad, peaceful, fearful
 - Color symbolism
- Form, Value, Contrast:
 - Shading, tint, shadow, value, varying pressure for value
 - Sphere forming, 3D texture
 - Cylinder, cone, vary pressure for gradual light/dark shading
 - Tint, making tints with watercolors
 - 3D Concept, 3D Forming
 - Value, contrast, shading, fade, cast shadow
 - Blending, highlighting

Art & Crafts *cont.*

Concept & Technique Development *cont.*

- Making a rectangular bag
- Graduated, gradient, aerial perspective, depth, triarama
- Varied box-forming, contrast in pattern, form, contours, horn forming
- Hard edge and soft edge, scroll, egg shape
- Movable parts, paper sculpture, 3D crafting, structures, kirigami, template
- Design and Organization:
 - Color-determining process: block, observe; color-matching process: experiment, compare, determine, correct
 - Slipknot process, watercolor process
 - Outlining, needlework stitches (running, back, cross-, overcast, feather, French knot), initials, making-needle process, template
 - Orientation: horizontal, vertical, diagonal, radial (pattern), spiral, symmetry, pattern, using line shapes (curved, jagged, straight, looping, zig-zag)
 - Pattern (calico, gingham)
 - Imprint
 - Line type (dashed, dotted), visual texture (wiggly, jagged, zig-zag lines for wood grain), short curved for rope; brand
 - One-point perspective (horizon line, vanishing point), lettering (manuscript, stroke, block letter, block-lettering process), trace, space, paper stretching
 - Braiding
 - Stroke, downstroke, weighted, double line, lettering process, lettering styles, serif, script, flourish, swash, sponging layers
 - Symmetry, balance, proportion, observation, texture (hair, clothing), detailing
 - Glue spreading, scissor-edge cutting
 - Subject
 - Art Process: quick inspiration, careful planning, quick analysis & correction, careful execution: brainstorm; thumbnail; value sketch; color study; texture (foliage)
 - Transparent, plaid, opaque, pattern (geometric—striped, shadow stripe, plaid, gingham, polka dot, chevron, check/checkered, argyle; organic—flower, scroll, leaf, splat, calico, paisley)
 - Odd-numbered items, unity, grid, poster, mural
 - Composition, foreground
 - Line types (scallop)
 - Horizon line, perspective, ellipse
 - Stylus, forming, indent
 - Coloring over cardboard for horn texture
 - Paint-by-number process, simplifying, brush control
- Coil (coil tightening, coil loosening)
 - Texture: wispy lines for fur, zig-zag lines for grass, curved/wiggly lines for bark and wood, cross-hatching for fur; texture observation of variety: yarn, paper, button, organic, soft and fuzzy, woodgrain; crumpling for wrinkled texture, pulled cotton for wool, dabbing/sponging for spots, toothbrush spatter, fling spatter
- Communication and Creativity:
 - Making choices, using resources
 - Communicating through order
 - Creating movement, creating expression
 - Creating animated expressions based on evaluation
 - Communicating through printing and form
 - Creating brand
 - Mood, self-expression
 - Creating pattern
 - Emphasis, practice and create lettering style
 - Communicating through sponging
 - Creating an original likeness, autograph
 - Choosing subject, communicating through visual textures
 - Collaborative
 - Solving problems
 - Communicating through creative sculpting techniques
 - Unique patterns and colors
 - Communicating through simplifying
 - Creating maze
- Appreciation & Evaluation:
 - Observing color
 - Appreciation: God's Earth
 - Observing quality craftsmanship
 - Studying animated expressions: thrilled, worried, mad, dizzy, afraid
 - Calico, gingham
 - Observing nature, evaluating quality and worth, give as gift
 - Culture of American West, display
 - Kumihimo, Japanese culture, lettering examples
 - Self-observation from life, comparing family features
 - Problem solving, analyze, critique, emotion (joy, awe, excitement), exhibit, collaborate
 - Jessie Willcox Smith (*Little Bo Peep*, *Little Women*) Brian Jekel (*Crucifixion*, *Resurrection*, *Christian Soldier*)
 - Jewish culture, colors, and pattern
 - Predicting color combinations